



# *Handwriting*

*at*

*St. Joseph's Infant and Junior Schools*

# Letter Families – Reception and Year 1

- Similar letter shapes grouped together to help children form letters consistently.
- Watching the letters being formed and hearing a simple patten.



---

Long-legged giraffe

*l i t u j y*    *ll*    *L I T U J Y*

---

One-armed robot

*r b n h m k p*    *R B N H M K P*

---

Curly caterpillar

*c a d o s g q e f*    *ff ss*    *C A D O S G Q E F*

---

Zig-zag monster

*z v w x*    *zz*    *Z V W X*

---

Letter combinations

*ck qu*    *ai igh oo*    *ee oa ow*    *ch wh*

# First Joins – Year 1

These four joins are introduced at the end of the year.



Diagonal join to ascender *ch*

Diagonal join, no ascender *ai*

---

Horizontal join to ascender *wh*

---

Horizontal join, no ascender *ow*

## *Year 2 – All of the basic handwriting joins*



- *Children must first be confident in forming all the letters.*
- *Initially, they are only asked to copy the joins that they have been taught.*
- *However, they will see patterns and should be encouraged to explore and experiment.*
- *Once a join has been introduced between pairs of letters, they should **always be expected to copy the model whenever they write those letters.***

*The movement for the join wh (i.e. horizontal join to ascender) is exactly the same as for joining oh, ol, ot, ob and so on.*

# Year 2 – All of the basic handwriting joins



Join	Letters in this box	To letters in this box	Joins taught
Diagonal join to ascender	a c e i l t	h k l t	ch, th, ck, al, el, at, il, ill, ok, ot, ob, ol
Diagonal join, no ascender	a c d e i k l n t u	e i n r y	ai, ay, ir, er, ie, ue, ee, le, ar, ur, in, ui, ey, aw, an, ip
		a c d g s (anticlockwise letters)	ea, ig, dg, ng, ed, cc, eg, ic, ad, ug, dd, ag, as, es, os, ns, ds, is, ls, ts, ks
Horizontal join, no ascender	o v w	e i n p r u v w y	ow, ou, oe, ve, or, oi, oy, on, op, ov
		a c d g o s (anticlockwise letters)	oo, oa, wa, wo, oc, og, od, va, vo
Horizontal join, to ascender	o w	h	wh, oh

## Break letters

These letters do not join: *g j x y z*

We do not join from these letters yet: *b f p q s r*

## *Years 3 and 4 – Joining most letters*



*Trickier joins such  
as joining from r,  
s and f.*

*As the movement for joins becomes more familiar and fluent, the focus moves to develop a neat and even style by looking at size and proportion, parallel downwards strokes and spacing.*

# Years 3 and 4 – Joining most letters



## Joining letter sets for Year 3/Primary 4

### Diagonal join to ascender (e.g. at)

This join is used to join letters in this box...

abcdefghijklmnopstu

to letters in this box.

bfhklt

### Diagonal join, no ascender (e.g. da)

This join is used to join letters in this box...

acdehiklmnqstu

to letters in this box.

eijnpruvwy

\*acdgoqs

### Horizontal join, no ascender (e.g. wo)

This join is used to join letters in this box...

forvw

to letters in this box.

eijnpruvwy

\*acdgoqs

### Horizontal join to ascender (e.g. oh)

This join is used to join letters in this box...

forvw

to letters in this box.

bfhklt

### Break letters

These letters do not join.

gjxyz

These letters do not join yet.

bp

\* anticlockwise letters

## Joining letter sets for Year 4/Primary 5

### Diagonal join to ascender (e.g. at)

This join is used to join letters in this box...

abcdefghijklmnopstu

to letters in this box.

bfhklt

### Diagonal join, no ascender (e.g. da)

This join is used to join letters in this box...

acdehiklmnqstu

to letters in this box.

eijnpruvwy

\*acdgoqs

### Horizontal join, no ascender (e.g. wo)

This join is used to join letters in this box...

forvw

to letters in this box.

eijnpruvwy

\*acdgoqs

### Horizontal join to ascender (e.g. oh)

This join is used to join letters in this box...

forvw

to letters in this box.

bfhklt

### Break letters

These letters do not join.

gjy

These letters do not join yet.

xz

\* anticlockwise letters

## Years 5 and 6 – Speed!



Sloped style to  
enable speedier  
writing

For reference, here are the lower-case letters in the more sloped style:

*abcdefghijklmnopq  
rstuvwxyz*


Capital letters are written as follows:

*ABCDEFGHIJKLMNO  
PQRSTUVWXYZ*

- *All the letters and joins taught previously will be revisited to practise the slope in familiar contexts.*
- *There should also be a focus on issues of proportion, size and legibility.*

# Good Practice for Handwriting

Prepare... for P checks






*Handwriting  
Termly Assessment and  
Tracking*



### Termly Handwriting Tracking Sheet



Assess the following against the 'S Factors', recording progress on English Handwriting Spreadsheet:

- Lower-case letters
- Capital Letters
- Numerals
- Key joins
- Pangram

Repeat in handwriting book.

abcde fghijklmn  
opqrstuvwxy z

ABCDEFGHIJKLMN  
PQRSTUVWXYZ

a b c d e f g h i j k l n  
o p q r s t u v w x y z

A B C D E F G H I J K L  
M X N P Q R S T U V  
W Y Z  
Z Z Z Z

0 1 2 3 4 5  
6 7 8 9 10

0 1 2 3 4 5  
6 7 8 9 10


The five boxing wizards jump quickly.

The five boxing wizards jump quickly.

ch th ch al el at il  
ll ok ot op ol  
ai ay ir er ie ue ee le  
ar ur in ui ey aw  
an ip ea ig dg ng ed  
ac eg ic ad ug dd ag  
as es os ns ds is ls  
oi oy on op ov oo oa

Join	Letters in this box	Letters in this box	Join together
Diagonal join to clockwise	acellt	hkit	ch, sh, ck, al, el, at, il, ll, ok, ot, ol, oi
Diagonal join, no direction	acdklla tu	acdgs (practically silent letters)	ai, ay, ir, er, ie, ue, ee, le, ar, ur, in, ui, ey, aw, an, ip, ea, ig, dg, ng, ed, ac, eg, ic, ad, ug, dd, ag, as, es, os, ns, ds, is, ls
Horizontal join, no separation	ovw	einpruvy acdgs (practically silent letters)	oi, oy, on, op, ov, oo, oa, oo, oa, wa, wo, or, og, od, ve, vo
Horizontal join to clockwise	ow	h	wh, oh

### Reception Termly Handwriting Tracking



Assess the following against the 'S Factors', recording progress on English Handwriting Spreadsheet:

- Name
- Lower-case letters
- Capital Letters
- Numerals

Write your name.

Folix  
Felix

abcdefghijklmn  
opqrstuvwxyz

h

abcdefghijklmn  
opqrstuvwxyz

0 1 2 3 4 5  
6 7 8 9 10



# *Handwriting*

*at*

*St. Joseph's Infant and Junior Schools*



- *Twice-weekly handwriting lessons, reinforcing P Checks*
- *Children expected to use joins in all areas of the curriculum*
- *Termly assessments so issues can be identified and remedied as quickly as possible*