



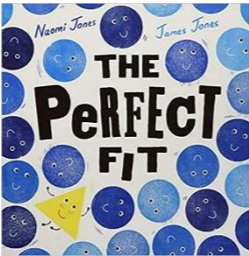




Autumn 2	Communication and Language	Physical Development	Personal, Social and Emotional Development	Literacy	Mathematics	Understanding the World	Expressive Arts and Design	Religious Education
<p>Celebration</p>     <p>Cultural Calendar:</p> <p>Halloween Diwali Bonfire Night Advent</p> <p>Children in Need</p> <p>Remembrance</p> <p>Black History Month</p> <p>Christmas</p>	<p>Secure agreed rules for conversational turn taking in small and larger groups.</p> <p>Formulate and respond to “Why” and “How” questions.</p> <p>Introduces a storyline or narrative into their play.</p> <p>Follow time related instructions – first, then, last.</p> <p>Use a range of word endings to describe the present and past tense (e.g. ing. nt).</p> <p>Recall and define specialist vocabulary for the half term.</p> <p>Overall learning outcome: the development of children’s spoken language underpins all seven areas of learning and development.</p> <p>Children are gaining confidence when sharing their needs, feelings and ideas.</p> <p>Children use recently introduced vocabulary in their own conversation.</p> <p>Children use language to communicate effectively with peers and resolve problems when they arise.</p> <p>Focus Vocabulary</p> <p>Celebrate Diwali Rangoli light dark explode firework shadow bonfire glow shimmer swirl.</p> <p>Makaton signs</p> <p>Happy</p> <p>Christmas</p> <p>Sign along to (It was on a Starry Night)</p>	<p>Join and separate small construction kit components by clicking and twisting.</p> <p>Join with glue.</p> <p>Dig with trowels and hand forks.</p> <p>Use squashing techniques including rolling pins to achieve desired effects.</p> <p>Cut and turn along outlines.</p> <p>Travel in different ways with control and co-ordination.</p> <p>Move rhythmically to music.</p> <p>Jump in different ways.</p> <p>Travel across a simple obstacle course.</p> <p>Observe effects of exercise on body.</p> <p>Overall learning Outcome:</p> <p>Physical development is vital in children’s all-round development, enabling them to pursue happy, healthy, active lives.</p>	<p>Show resilience and perseverance in the face of challenge.</p> <p>Play co-operatively and in pairs to succeed in a challenge.</p> <p>Follow school expectations and participate in school life.</p> <p>Know about different cultures.</p> <p>Articulate and demonstrate handwashing and food preparation.</p> <p>Show care and concern for younger children and friends.</p> <p>Identify healthy ingredients in healthy snacks.</p> <p>Overall Learning Outcome</p> <p>Learning to respect other cultures (Diwali/Hannukah)</p> <p>Developing language to talk about friendships together</p> <p>Fire-safety (Bonfire Night/ candles linked to celebrations)</p> <p>Developing self-confidence taking part in Nativity performance</p> <p>Help to prepare healthy snack in small group time</p> <p>Linked Stories-</p> <p>All are Welcome</p> <p>Making Friends</p> <p>The Perfect Fit</p> <p>Little Glow</p> 	<p>Rocket Phonics - Phase 2 – k e u r h b f ff l ll ss. Read tricky words – I the no go to into to.</p> <p>Read a few common exception words – Phase 2 tricky words.</p> <p>Read some letter groups that each represent one sound and say sounds for them.</p> <p>Grasp and use a wider range of structures in books and use these to aid participation.</p> <p>Look for cues in illustrations.</p> <p>Engage in extended conversations about stores.</p> <p>Memorise and perform more complex action rhymes and nursery rhymes.</p> <p>Use some letters in sequence to convey meaning, including CVC words.</p> <p>Orally rehearse writing.</p> <p>Write labels, lists and simple captions.</p> <p>Handwriting:</p> <ul style="list-style-type: none"> • Angled patterns. • Eights. • Spirals. • Left-to-right orientation. • Mix of patterns. • Review of patterns. <p>Learning outcome – Writing</p> <p>I can make marks (inform)</p> <p>I can form letters (inform)</p> <p>I can begin to combine letters to write VC/CVC words – inform</p> <p>I can write my name- inform</p> <p>I can label a picture – inform</p> <p>I can attempt to write a sentence (inform)</p> <p>Reading</p> <p>I begin to segment and blend to read short reading books which I share at home and school with my grown-ups</p> <p>I begin to apply my reading skills when reading independently and within other areas of learning</p> <p>I start to read some high-frequency words by sight</p>	<p>Ongoing revisits: routines and provision (as above and using an advent calendar to recognise numbers and count the days to Christmas, talking about door numbers (Christmas and the Jolly Postman) Introducing the date on morning message board, taking away to find the total of children present each morning.</p> <p>Vocabulary:</p> <p>Rectangle square circle triangle characteristics 3D shapes cuboid cone sphere curved straight flat over under around next to between behind order repeat patterns</p> <p>Maths whole class and small group</p> <p>Consolidation of numbers 1-5</p> <p>One more and one less</p> <p>(Including numbers greater than 5 for those who are ready)</p> <p>Heavy focus on 2D and 3D shape and pattern/ positional language</p>	<p>Vocabulary</p> <p>Cold Ice Snow Hibernate Freeze</p> <p>Air Collect Melt Shiny Shimmer Reflect</p> <p>Shadow dark</p> <p>Links to Science</p> <p>Describe changes to trees and woodland plants in winter.</p> <p>Describe and explain changes of state – ice.</p> <p>Learning about light/dark and nocturnal animals (Katie’s Starry Night/Owl Babies)</p> <p>Links to Geography</p>  <p>Name locality features including street names on a simple route to church</p> <p>Name some special buildings in our community and explain their function through role play and small world re-enactment.</p> <p>Learning about physical features of other countries (Nativity)</p> <p>Links to History</p> <p>Remembrance – Cbeebies short film</p> <p>Continuation of class timeline – birthdays and Christmas (looking back and looking forward)</p> <p>Understand that some places are special to members of their community.</p> <p>Supplementary Text</p>  <p>Recognise that people have different beliefs and celebrate special times in different ways.</p> <p>Describe family Christmas traditions.</p> <p>Overall Learning Outcome:</p> <p>Children are encouraged to explore differences between themselves and others, including celebrations that occur in the UK and around the world.</p>	<p>Tools</p> <p>Printing resources and wider containers for paint</p> <p>Using fingers/hands to print Hole punch and ribbon</p> <p><i>I can recreate and print simple patterns</i></p> <p><i>I can make a hook and use ribbon to begin to fasten materials</i></p> <p>Colours</p> <p>Primary Colours</p> <p>White and Black</p> <p><i>I explore colour mixing</i></p> <p><i>I use black and white to lighten or darken a colour</i></p> <p>Mark Making</p> <p>Felt-tip pens</p> <p><i>I use drawing to tell a story</i></p> <p>Recycled Materials</p> <p>Cardboard and plastic</p> <p><i>I apply my knowledge of sellotape and masking tape to connect items securely</i></p> <p>Ideas and Inspiration</p> <p><i>I choose my own materials and develop my own ideas with increasing confidence</i></p> <p>Development Matters for Music</p> <p>Pitch matches, ie reproduces with his or her voice the pitch of a tone sung by another. Able to sing the melodic shape (moving melody, eg up and down, down & up) of familiar songs. Sings entire songs. May enjoy performing, solo and or in groups. (Nativity)</p> <p>Focus songs/Hymns</p> <p>Nativity songs</p> <p>Away in a Manger</p> <p>It was on a Starry Night</p> <p>Jingle Bells</p> <p>Rudolph the Red Nosed Reindeer</p> <p>Twinkl twinkl (Makaton)</p>	<p>Knowledge and Understanding</p> <p>Sing songs, make music and dance to express religious stories.</p> <p>Listen, talk about and role play similarities and differences between themselves and others, and among families, church communities and church traditions.</p> <p>Give their attention to what others say and respond appropriately.</p> <p>Listen and talk about key figures in the history of the People of God.</p> <p>Advent / Christmas: Loving:</p> <p>Know that a birthday is a special celebration.</p> <p>Know that Advent is a special time looking forward to Christmas and the birth of Jesus.</p> <p>Recognise the Nativity story.</p> <p>Recognise signs of Christmas - Advent Wreath, crib etc.</p> <p>Judaism</p> <p>Know the story of the oil lamp.</p> <p>Understand the Menorah is a special candlestick.</p> <p>Understand the importance of the Torah.</p>